








# TOOLING QUICK COMPARISON CHART

	PC18 	DLC36 	DC60 	DC64 	DC72 	DC90 	KC96 
<b>CHAIN CHARACTERISTICS</b>							
Weight (kg/m)	18	36	60	69	72	98	96
Overall Diameter (mm)	260	255	305	368	325	368	230
Physical Flexibility	N/A	High	Low	Moderate	Heavy	Moderate	Low
Disc Thickness	N/A	N/A	6mm	4.75mm	6mm	4.75mm	N/A
Disc Type	N/A	N/A	Curved	Sharpened	Curved	Sharpened	N/A
Replaceable Discs	N/A	N/A	No	Yes	Yes	Yes	N/A
Typical Tilth Level	Minimum	Zero	Medium	Heavy	Heavy	Heavy	Minimum
<b>SOIL TYPES</b>							
Hard & Tight	x	x	✓	✓✓✓	✓✓	✓✓✓✓	✓✓
Heavy	✓	✓✓	✓✓	✓✓✓	✓✓✓✓	✓✓✓	✓✓
Light	✓✓✓	✓✓✓✓	✓✓	x	✓	x	✓✓✓
Erosion Sensitive	✓✓✓	✓✓✓✓	✓	x	x	x	✓✓✓✓
<b>STUBBLE MANAGEMENT</b>							
Stubble Knockdown	✓✓	✓✓✓	✓✓✓	✓✓✓✓	✓✓✓	✓✓✓✓	✓✓✓✓
Stubble Mulching	✓	✓✓✓✓	✓✓✓	✓✓	✓✓✓	✓✓	✓✓✓✓
Stubble & Soil Mix	✓	x	✓✓	✓✓✓✓	✓✓✓	✓✓✓✓	✓✓✓
<b>SEEDING</b>							
Canola & Grasses	✓✓✓	✓✓✓✓	✓	x	x	x	✓✓✓✓
Cereal	✓✓✓	✓✓✓✓	✓✓✓	x	✓✓	x	✓✓✓✓
<b>OTHER TASKS</b>							
Weed Control	✓	x	✓✓	✓✓✓✓	✓✓✓	✓✓✓✓	✓
Chemical Incorporation	✓✓✓	✓✓	✓✓✓✓	✓	✓✓✓	x	✓✓✓
Soil Levelling	✓✓	✓✓✓	✓✓✓✓	✓✓	✓✓✓	✓✓	✓✓✓✓

## LEGEND

Not Recommended	Acceptable	Good	Great	Recommended
x	✓	✓✓	✓✓✓	✓✓✓✓



For Details on Horsepower, please see ratings table on page 9

1800 774 274

FARMING THE FUTURE