

# CONTINUOUS CUTTING EDGE



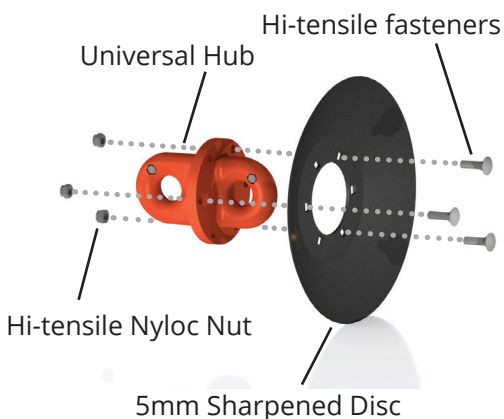
— Brought to you by —

**BROOKFIELD**

## DISCCHAIN CD5



- » Replaceable Discs for High Usage & Contractors
- » Sharpened Disc for maximum cut-out
- » Excellent Performance in Heavy Soils
- » Maximum Chain Flexibility

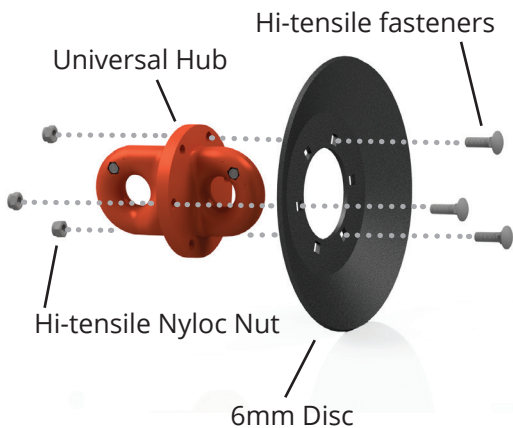


SPECIFICATIONS	
WEIGHT	70KG/M
DISC COMPOSITION	5MM BISALLOY
OVERALL DIAMETER	360MM
DISC SPACING	150MM
DISC SHAPE	CURVED

## DISCCHAIN LD6



- » Replaceable Discs for High Usage & Contractors
- » Maximum Tilth Creation
- » Excellent Performance in Heavy Soils
- » Maximum Chain Flexibility




SPECIFICATIONS	
WEIGHT	70KG/M
DISC COMPOSITION	6MM BISALLOY
OVERALL DIAMETER	320MM
DISC SPACING	150MM
DISC SHAPE	CURVED

**DISCHAIN** *Weights*

**1 WEIGHT  
+15KG/M**



**2 WEIGHT  
+30KG/M**



**3 WEIGHT  
+45KG/M**



**BROOKFIELD**

**1800 774 274**

[www.brookfield.net.au](http://www.brookfield.net.au)

[sales@brookfield.com.au](mailto:sales@brookfield.com.au)