








TOOLING QUICK COMPARISON CHART

| | PC18 | DLC36 | KC96 | DC60 | LD6 | CD5 | Weights |
|------------------------------|---|--|---|---|---|---|---|
| CHAIN CHARACTERISTICS |  |  |  |  |  |  |  |
| Weight (kg/m) | 18 | 36 | 96 | 60 | 70 | 70 | 15kg/m to 45kg/m |
| Overall Diameter (mm) | 260 | 255 | 230 | 295 | 320 | 360 | 185 |
| Physical Flexibility | High | High | Low | Low | Moderate | Moderate | N/A |
| Disc Thickness | N/A | N/A | N/A | 6mm | 6mm | 5mm | N/A |
| Disc Type | N/A | N/A | N/A | Curved | Curved | Sharpened | N/A |
| Replaceable Discs | N/A | N/A | N/A | No | Yes | Yes | N/A |
| Typical Tilth Level | Minimum | Zero | Minimum | Light | Medium | Heavy | Heavy |
| SOIL TYPES | | | | | | | |
| Hard & Tight | x | x | ✓✓ | ✓ | ✓✓ | ✓✓✓ | ✓✓✓✓ |
| Heavy | ✓ | ✓✓ | ✓✓ | ✓✓ | ✓✓✓✓ | ✓✓✓ | ✓✓✓ |
| Light | ✓✓✓ | ✓✓✓✓ | ✓✓✓ | ✓✓ | ✓ | x | x |
| Erosion Sensitive | ✓✓✓ | ✓✓✓✓ | ✓✓✓✓ | ✓ | x | x | x |
| STUBBLE MANAGEMENT | | | | | | | |
| Stubble Knockdown | ✓✓ | ✓✓✓ | ✓✓✓✓ | ✓✓✓ | ✓✓✓ | ✓✓✓✓ | ✓✓✓✓ |
| Stubble Mulching | ✓ | ✓✓✓✓ | ✓✓✓✓ | ✓✓✓ | ✓✓✓ | ✓✓ | ✓✓ |
| Stubble & Soil Mix | ✓ | x | ✓✓✓ | ✓✓ | ✓✓✓ | ✓✓✓✓ | ✓✓✓✓ |
| SEEDING | | | | | | | |
| Canola & Grasses | ✓✓✓ | ✓✓✓✓ | ✓✓✓✓ | ✓ | x | x | x |
| Cereal | ✓✓✓ | ✓✓✓✓ | ✓✓✓✓ | ✓✓✓ | ✓✓ | x | x |
| OTHER TASKS | | | | | | | |
| Weed Control | ✓ | x | ✓ | ✓✓ | ✓✓✓ | ✓✓✓✓ | ✓✓✓✓ |
| Chemical Incorporation | ✓✓✓ | ✓✓ | ✓✓✓ | ✓✓✓✓ | ✓✓✓ | ✓ | x |
| Soil Levelling | ✓✓ | ✓✓✓ | ✓✓✓✓ | ✓✓✓✓ | ✓✓✓ | ✓✓ | ✓✓ |

LEGEND

| Not Recommended | Acceptable | Good | Great | Recommended |
|-----------------|------------|------|-------|-------------|
| x | ✓ | ✓✓ | ✓✓✓ | ✓✓✓✓ |

For Details on Horsepower, please see ratings table on page 12

1800 774 274

FARMING THE FUTURE